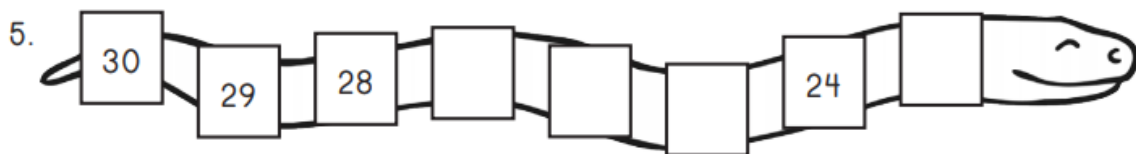
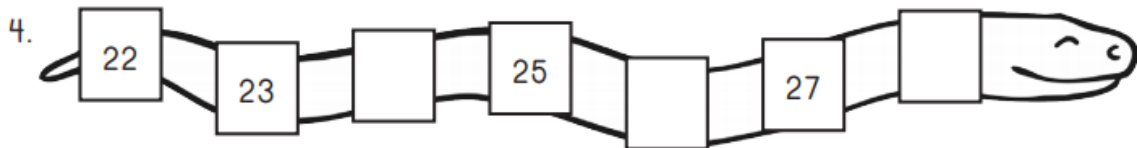
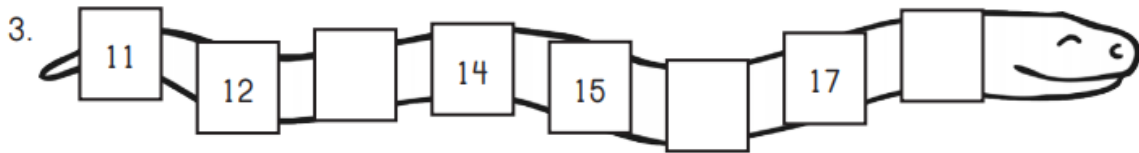
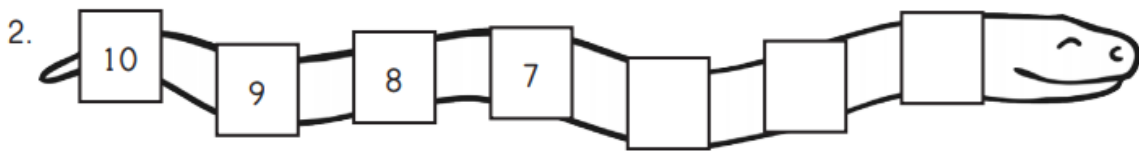
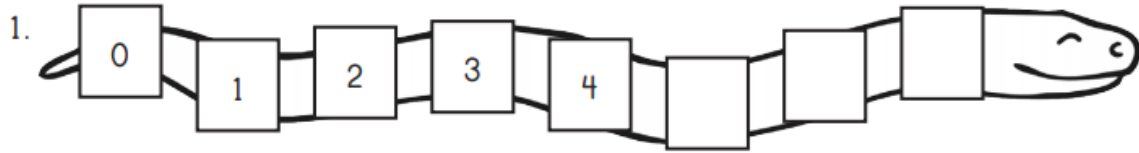




2. Completa con los números faltantes.





3. Rellena los cuadros con los números que faltan.

14	15		17
	25	26	

22			25
	27		

5		7
	9	
	12	

	20	
	23	
25		

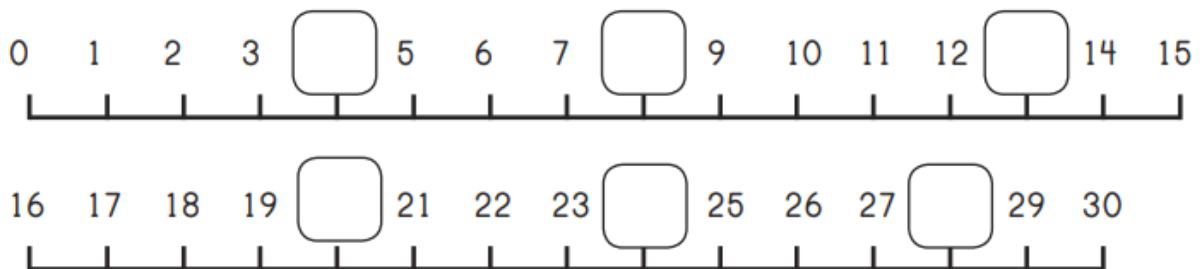
14	15		17
	25	26	

22			25
	27		

15		17
		21
	23	

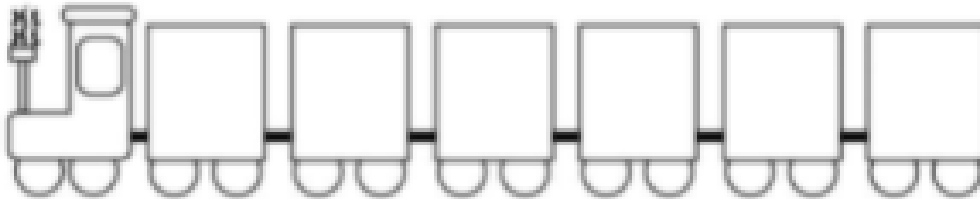


14	15	
	18	
	21	

4. Completa las rectas numéricas con los números que faltan.





5. Ordenar los números del 1 al 20. Luego corta y pega el número en el orden correcto.



	5	1	13	9	11	15
10	18	8	4	6	19	17
7	16	2	20	3	14	12